

# CTE B-LIFT 23 HV

↑ 23 m

→ 13 m

👤 300 kg

## Ease of use and high productivity

Compact, versatile, equipped with  
state-of-the-art electronic control systems.



# CTE B-LIFT 23 HV

23 m working height, 13 of working outreach and an impressive capacity of 300 kg in the basket



S<sup>3</sup> EVO



Stability  
at height



The most versatile  
stabiliser configuration



Compactness

## TECHNICAL DATA

- » Telescopic boom (4 elements: main boom+3 telescopic extensions)
- » +/- 320° Turret rotation
- » Smooth, simultaneous proportional controls with acceleration and deceleration ramps
- » Engine start/stop control from the basket and the ground
- » Automatic engine rpm management
- » Anti-slip aluminum deck
- » Aluminum basket 1400x700x1100 mm
- » 90° + 90° hydraulic basket rotation
- » Automatic basket levelling system
- » 4 stabilisers with ground pressure sensors: front variable jacking outriggers and rear straight down stabilizers
- » Variable jacking system with S3 Smart Stability System EVO
- » CAN BUS electronic management system
- » New control panels with intuitive and state of the art human-machine interface that shows allowable maneuvers with LED
- » Graphic display with “real time“ basket position and current weight load
- » Double Joysticks
- » Emergency recovery controls from the ground
- » Diagnostic display on board
- » Hydraulic system operated by vehicle's PTO
- » Buzzer indicating PTO engaged
- » Hour meter
- » 230 V AC plug in the basket
- » EN 280:2015 CE certified
- » Standard boom colours blue (RAL 5017) and white (RAL 9003)



watch the video

**STRENX™**  
PERFORMANCE STEEL





300 KG BASKET PAYLOAD



DIAGNOSTIC TOOL INTEGRATED IN THE CONTROL PANEL

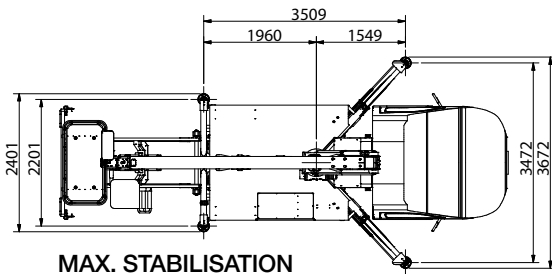
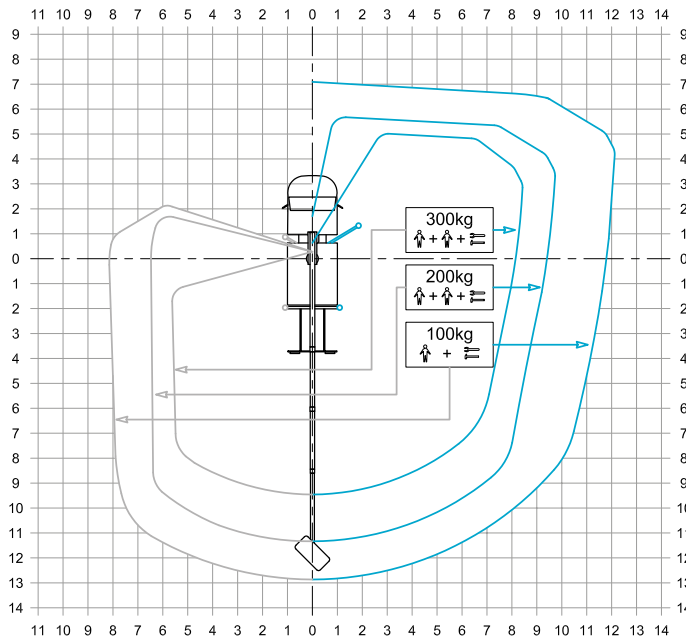


EASY TO USE WITH INTUITIVE CONTROLS

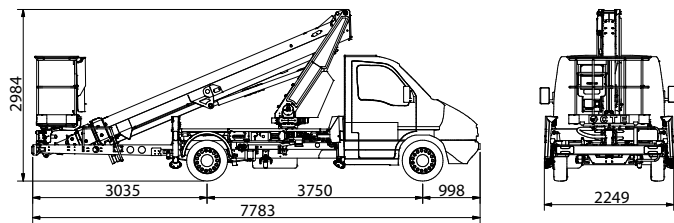


STABILITY AT HEIGHT

## OUTRIGGER FOOTPRINT



## DIMENSIONS



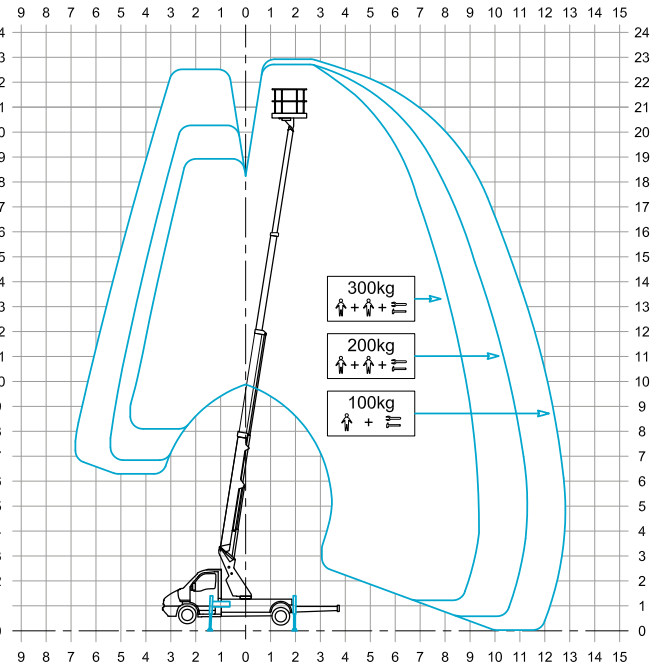
 **23\* m**      **1,4 x 0,7 x 1,1 m**

 **21\* m**      **13\* m**

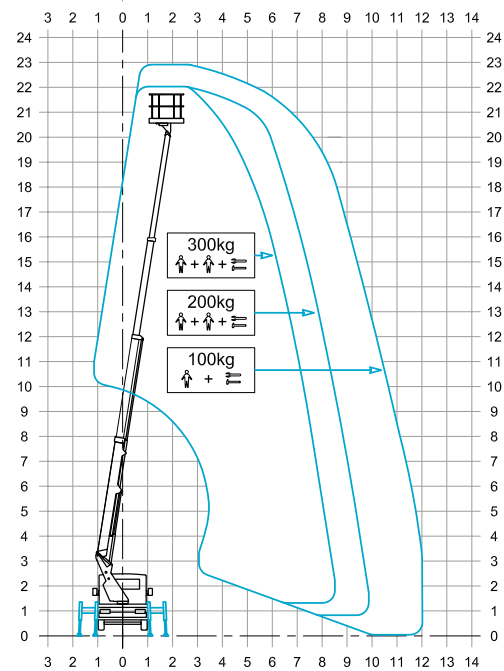
 **300 kg**      **GVW min 3.500 kg**

 **VTR 250 kg**

## WORKING ENVELOPE




 **±320°**



\* outreach and height max values and repeatability can change within ± 3% due to manufacturing variation and working condition.

# CTE B-LIFT

Telescopi truck-mounted range fro 17 to 27 m



- ★ Compactness and easiness in use
- ★ Excellent boom rigidity during operation
- ★ Intuitive controls
- ★ Clean top boom
- ★ Easy maintenance
- ★ Versatility of configurations



**We are CTE, one of the largest european groups in the field of lifting people and handling of material.**



**After sales assistance**



**Service spare parts**



**Scheduled maintenance**



**On-site assistance**



**Authorized workshops**

Efficient services, innovative technical solutions, timely assistance, professional advice and training: 'Work Becomes Easy' is all this. A style, a philosophy at the heart of which are our customers, their safety, their quality of life. For this reason there is a group in CTE united by ideas, motivation and passion to simplify the work of companies active in the lifting of people and objects.



**CTE s.p.a.**  
Via Caproni, 7  
38068 Rovereto (TN)

**Factory**  
Loc. Terramatta, 5  
37010 Rivoli Veronese (VR)

Tel. +39 0464 48.50.50  
info@ctelift.com  
www.ctelift.com



UNI EN ISO 9001:2008 IT 61659